DETALLE 1

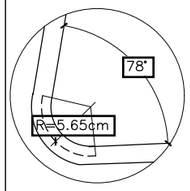

DETALLE 2

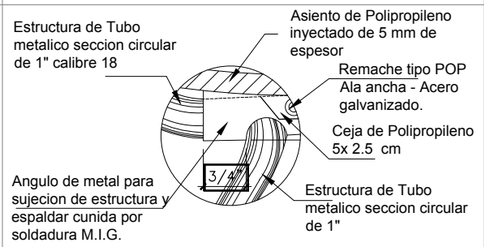

DETALLE 3

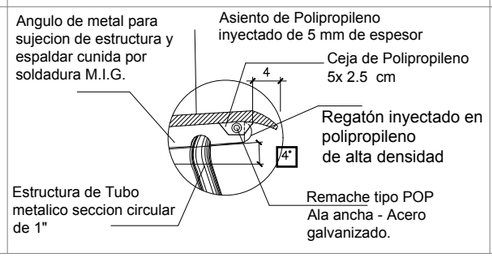

DETALLE 4

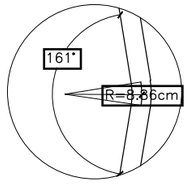

DETALLE 5

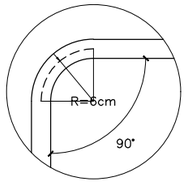

DETALLE 6

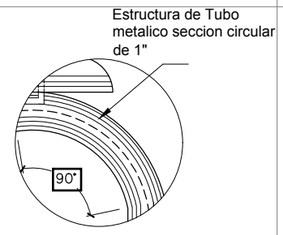

DETALLE 7

DETALLE 8

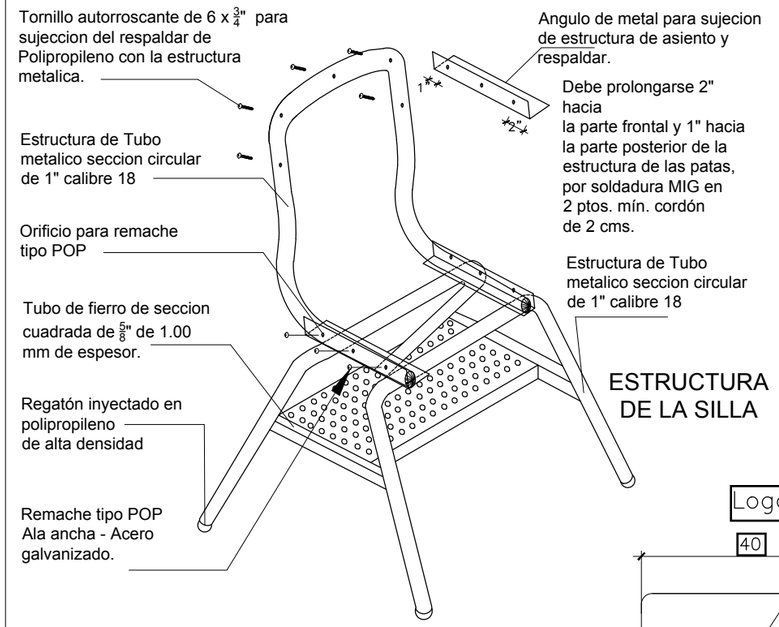

ESTRUCTURA DE LA SILLA

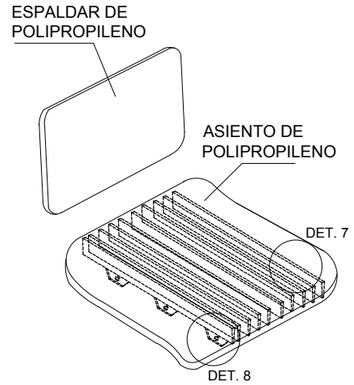

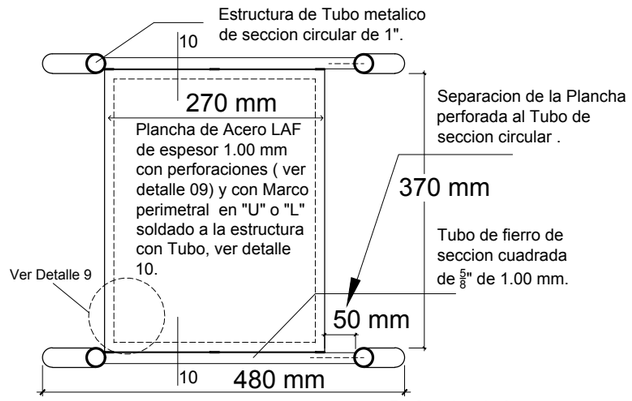

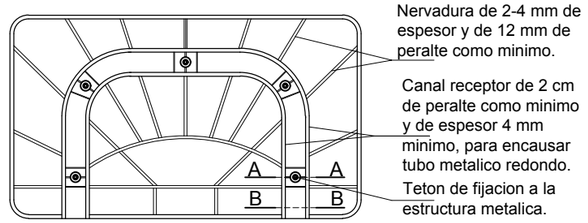

TRAMA DE NERVADURAS DEL ESPALDAR

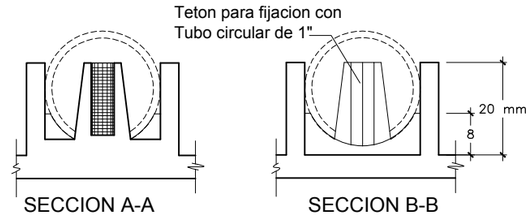

DETALLE DE TETON EN ESPALDAR

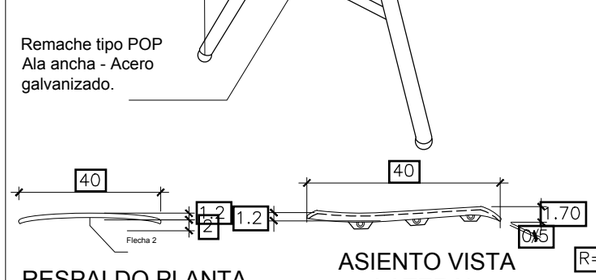

RESPALDO PLANTA

ASIENTO VISTA LATERAL

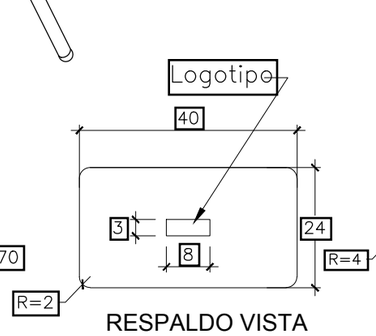

RESPALDO VISTA FRONTAL

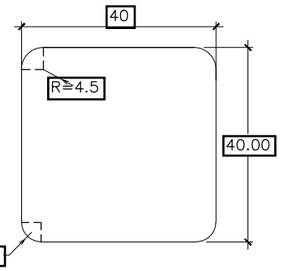

ASIENTO PLANTA

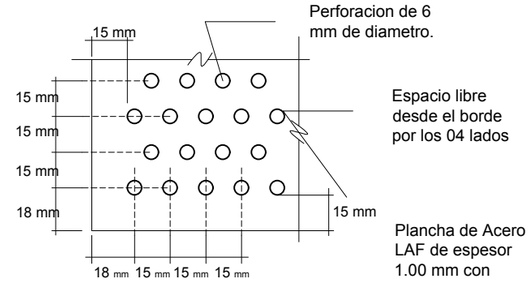

DETALLE 9 : PERFORACION DE PLANCHA S/E

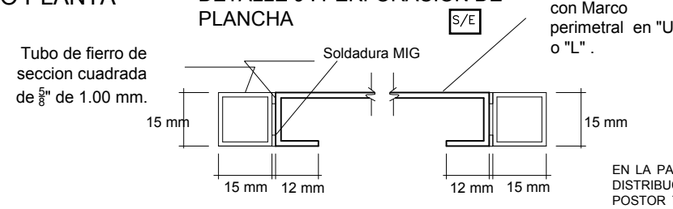

DETALLE 10: SECCION DE PLACHA PERFORADA S/E

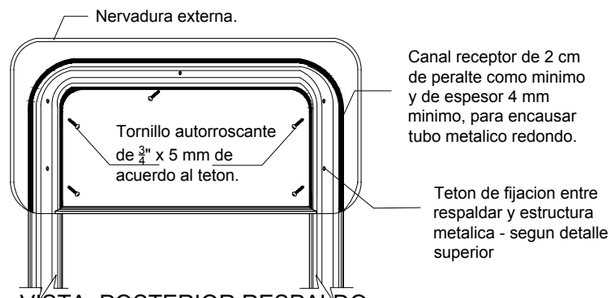

VISTA POSTERIOR RESPALDO

EN LA PARTE POSTERIOR DEL RESPALDAR DE POLIPROPILENO LLEVARA RETICULAS DE REFUERZO, CUYA DISTRIBUCION DEBERA SER DE ACUERDO A LA TRAMA INDICADA EN EL GRAFICO SUPERIOR, ASI MISMO POSTOR TIENE LA OPCION DE PRESENTAR UNA TRAMA SIMILAR CONSIDERANDO LA CANTIDAD DE ESTAS COMO MINIMO DE 09 RETICULAS, SIENDO DISTRIBUIDAS PROPORCIONALMENTE DE ACUERDO AL DETALLE.
ESTAS RETICULAS DE REFUERZO TENDRAN COMO MINIMO DE PERALTE 12mm Y EL ESPESOR SERA DE 2 a 4mm.
DICHA PROPUESTA DEBE SER PRESENTADA CON EL SUSTENTO TECNICO DE CALCULO ESTRUCTURAL DEL RESPALDAR SUSCRITO POR UN ING. CIVIL O ING. MECANICO PARA SER EVALUADA Y APROBADA POR LA ENTIDAD.

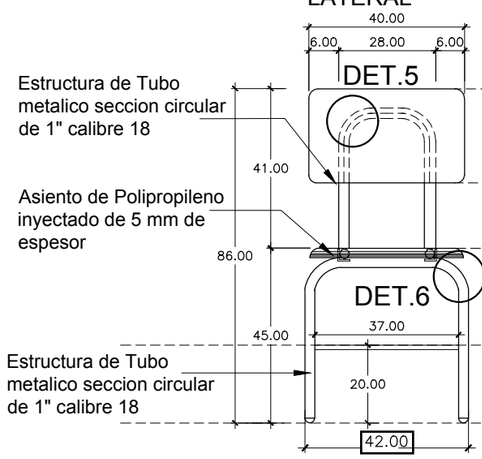

ELEVACION FRONTAL

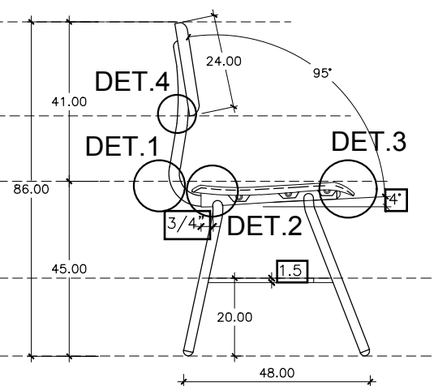

ELEVACION LATERAL

Revision	Revision	Revision	
JEFE DE UGME	COORDINADOR UGME	ESPECIALISTA UGME	ESPECIALISTA DE DISEÑO

PERÚ | Ministerio de Educación | Viceministerio de Gestión Institucional | Programa Nacional de Infraestructura Educativa

PROYECTO: MOBILIARIO ESCOLAR PARA INSTITUCIONES EDUCATIVAS A NIVEL NACIONAL

PRODUCTO: SILLA PARA DOCENTE

UGME | **SPP-3** | MB-01

Cambiado con la DEMO VERSION de CAD-KAS PDF-Editor (http://www.cadkas.com) Cambiado con la DEMO VERSION de CAD-KAS PDF-Editor (http://www.cadkas.com)